

Nontuberculous Mycobacteria (NTM) in Cystic Fibrosis (CF)



| Adding *tomorrows* every day.

This Web cast is supported by an unrestricted educational grant from Genentech, Inc.

Nontuberculous Mycobacteria (NTM) in Cystic Fibrosis (CF)



| Adding *tomorrows* every day.

Jerry Nick, M.D.
Director, Adult CF Program
Professor, University of Colorado

Decision to Treat NTM Disease in CF

Positive NTM culture



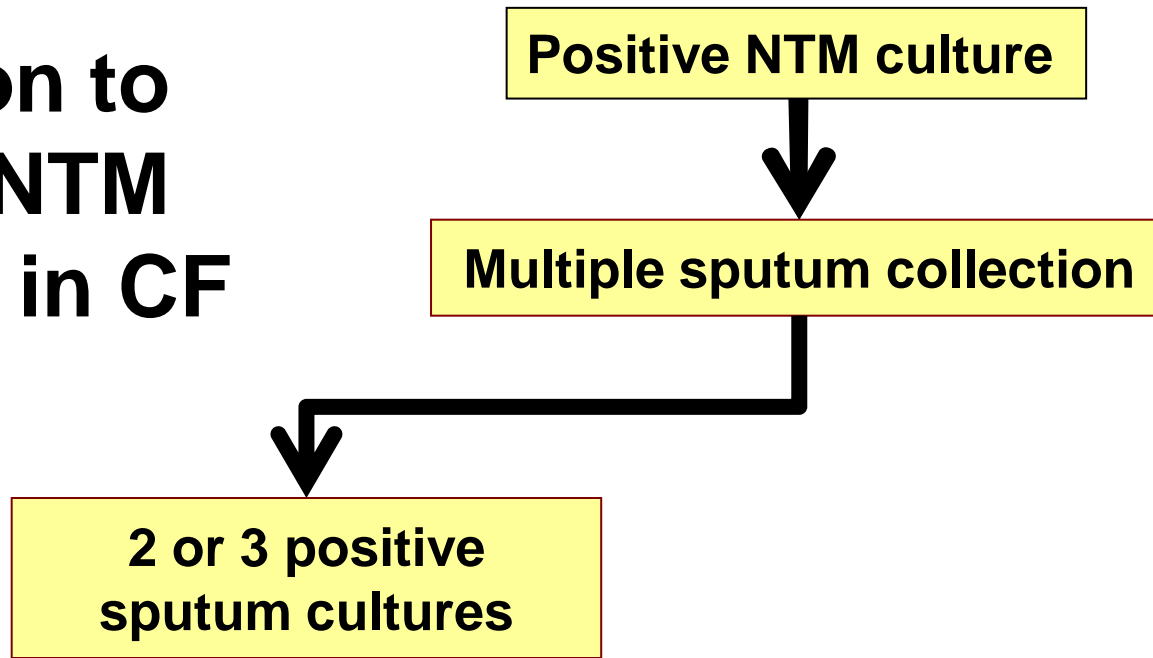
Decision to Treat NTM Disease in CF

Positive NTM culture

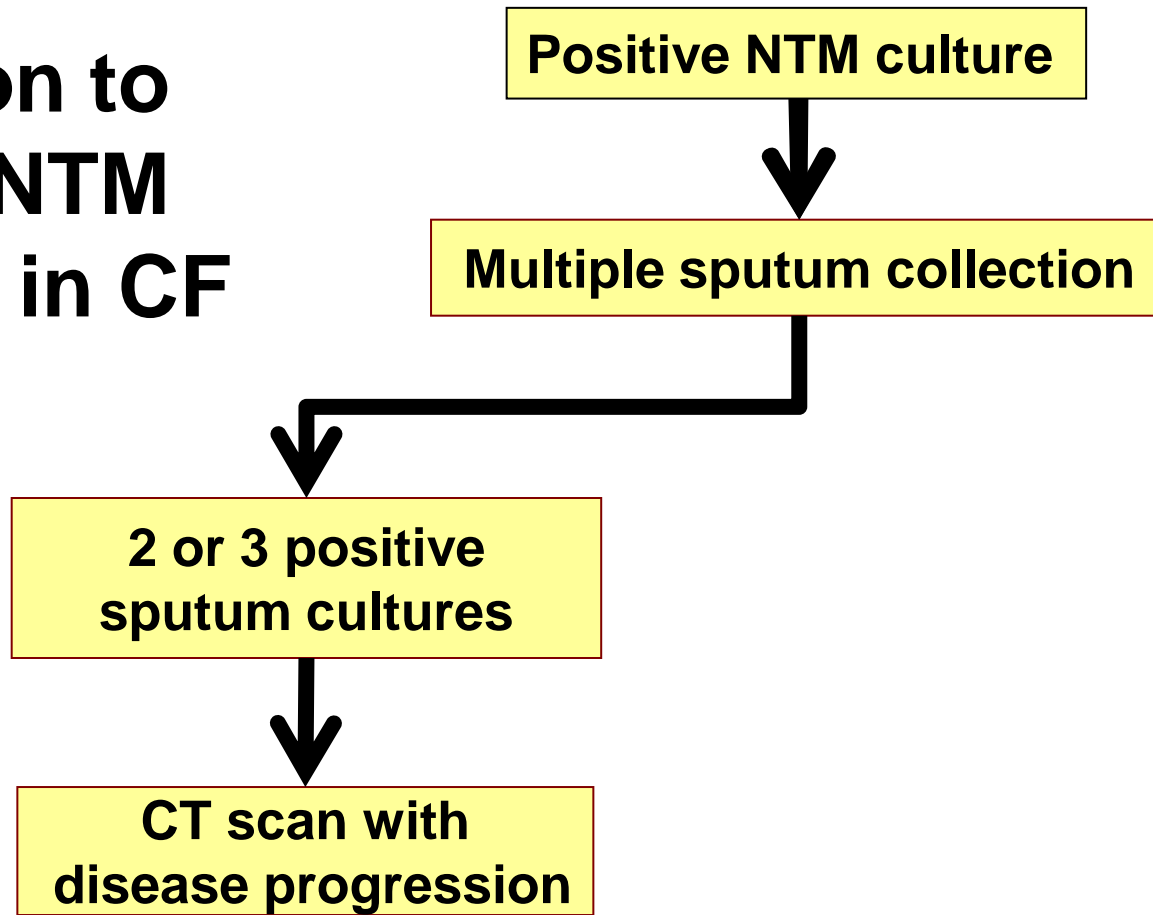


Multiple sputum collection

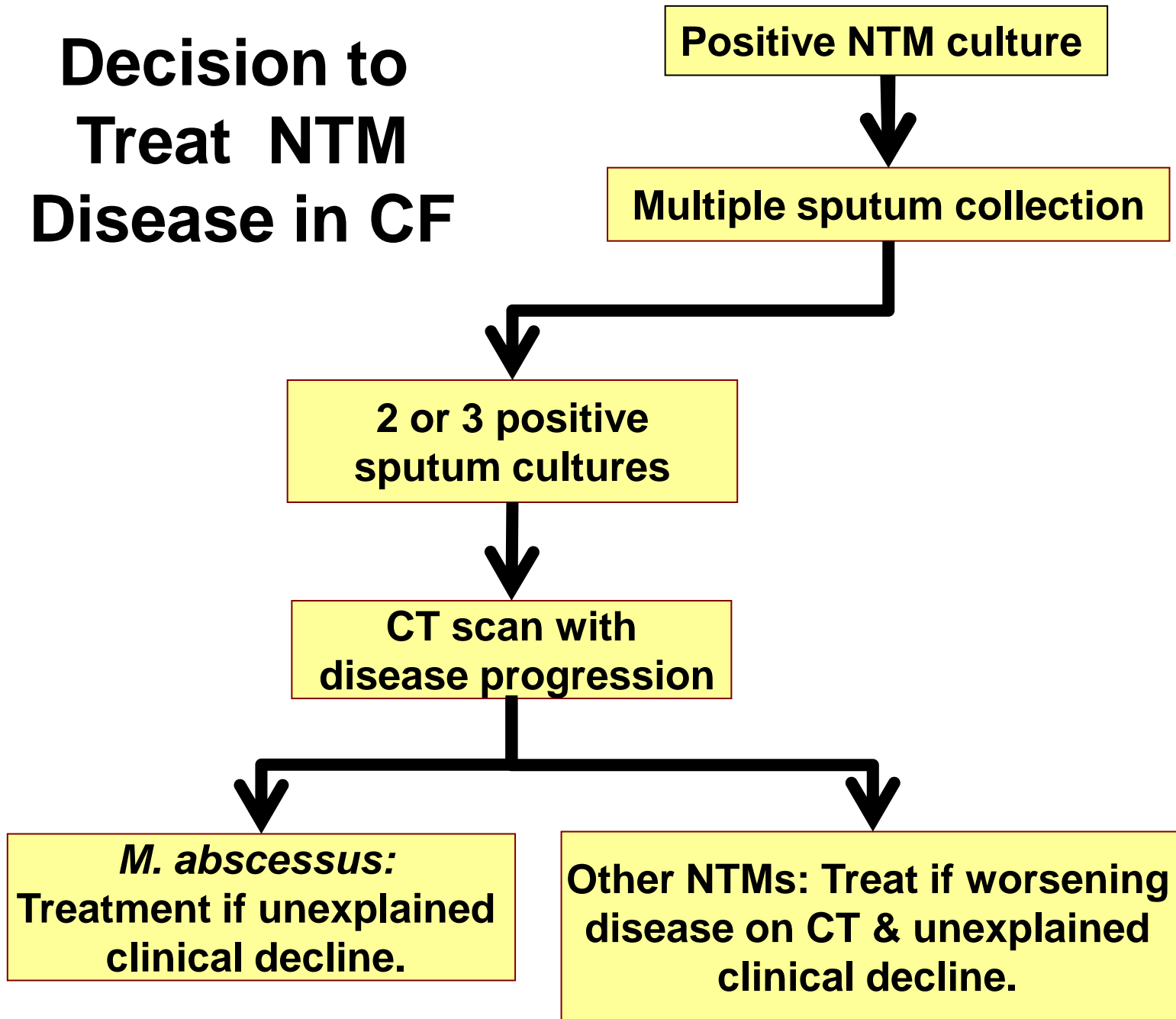
Decision to Treat NTM Disease in CF



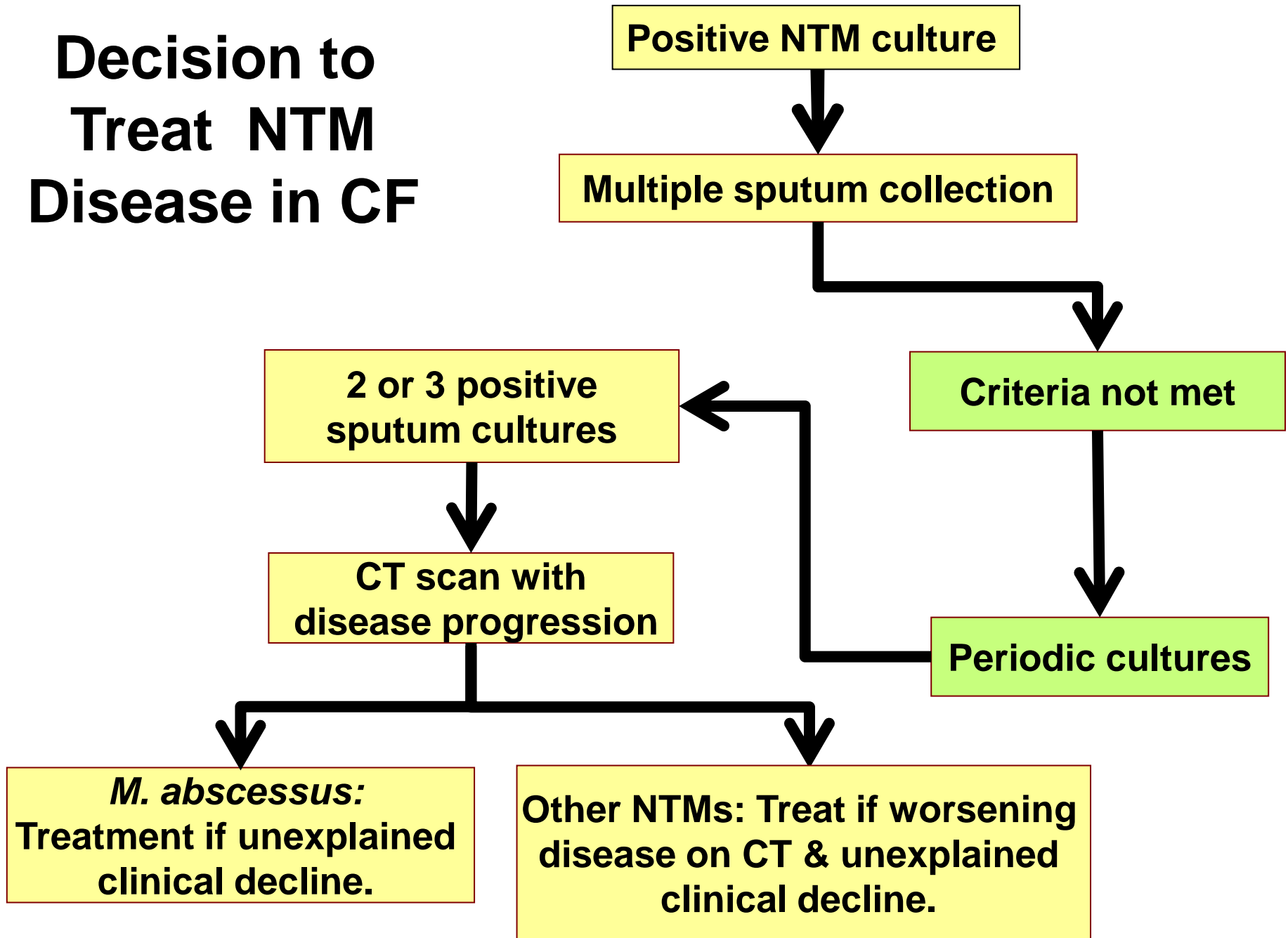
Decision to Treat NTM Disease in CF



Decision to Treat NTM Disease in CF



Decision to Treat NTM Disease in CF



Nontuberculous Mycobacteria (NTM) in Cystic Fibrosis (CF)



| Adding *tomorrows* every day.

Jerry Nick, M.D.
Director, Adult CF Program
Professor, University of Colorado

Decision to Treat NTM Disease in CF

Essential to rule out other causes of worsening lung disease

- Pulmonary exacerbation/infection
 - Usual germs (*Pseudomonas*, *Staph*)

Decision to Treat NTM Disease in CF

Essential to rule out other causes of worsening lung disease

- Pulmonary exacerbation/infection
 - Usual germs (*Pseudomonas*, *Staph*)
- New bacterial infection, e.g., *B. cepacia*

Decision to Treat NTM Disease in CF

Essential to rule out other causes of worsening lung disease

- Pulmonary exacerbation/infection
 - Usual germs (*Pseudomonas*, *Staph*)
- New bacterial infection, e.g., *B. cepacia*
- CF-related diabetes (CFRD)

Decision to Treat NTM Disease in CF

Essential to rule out other causes of worsening lung disease

- Pulmonary exacerbation/infection
 - Usual germs (*Pseudomonas*, *Staph*)
- New bacterial infection, e.g., *B. cepacia*
- CF-related diabetes (CFRD)
- ABPA (allergic bronchopulmonary aspergillosis)

Decision to Treat NTM Disease in CF

Essential to rule out other causes of worsening lung disease

- Pulmonary exacerbation/infection
 - Usual germs (*Pseudomonas*, *Staph*)
- New bacterial infection, e.g., *B. cepacia*
- CF-related diabetes (CFRD)
- ABPA (allergic bronchopulmonary aspergillosis)
- Poorly controlled sinusitis

Nontuberculous Mycobacteria (NTM) in Cystic Fibrosis (CF)



| Adding *tomorrows* every day.

Jerry Nick, M.D.
Director, Adult CF Program
Professor, University of Colorado

www.clinicaltrials.gov
Key Words: cystic fibrosis and NTM

List Results

Refine Search

Results

Found 4 studies with search of: **cystic fibrosis and NTM**

[Hide studies that are not seeking new volunteers.](#)
[Hide studies with unknown recruitment status.](#)

Rank	Status	Study
1	Completed	Multicenter Study of Nontuberculous Mycobacteria in Cystic Fibrosis Patients Conditions: Cystic Fibrosis; Atypical Mycobacterium Infection Intervention:
2	Recruiting	Study of Mycobacterial Infections Conditions: Atypical Mycobacterium Infections; Cystic Fibrosis; Job's Syndrome Intervention:
3	Not yet recruiting	Prevention of Bronchiectasis in Infants With Cystic Fibrosis Conditions: Cystic Fibrosis; Bronchiectasis Interventions: Drug: Azithromycin; Drug: Placebo control
4	Recruiting	Genetic Disorders of Mucociliary Clearance in Nontuberculous Mycobacterial Lung Disease Conditions: Mycobacteria, Atypical; Cystic Fibrosis; Ciliary Disorders; Pseudohypoaldosteronism; Bronchiectasis Intervention:

† Indicates status has not been verified in more than two years

Save this search by bookmarking this page.
When you use your bookmark, the search will be performed again on the most recent collection of studies.

RSS Feeds for studies found by your search that were:

-  [First received in the last 14 days,](#)
-  [Last updated \(includes received\) in the last 30 days](#)

 [Download Options](#)



Conditions

NTM


- History
- Causes
- Symptoms
- Types
- Diagnosis
- Treatment

Fast Find

- Appointments
- Find a Doctor
- Ask an Expert
- Services Directory
- Clinical Trials
- Make a Donation
- Patient Info
- Locations
- Calendar
- Pay Your Bill
- Careers

For Professionals

Nontuberculous Mycobacteria (NTM): Overview


 Reviewed on 4/09
By Dr. Huitt

Germs, like plants and animals, have been classified into similar groups. The groups are called "families." One such family of germs is known as the Mycobacteriaceae. Within this family there are a number of species. Some species can cause human diseases (pathogenic). Others species do not cause human diseases (saprophytic).

For example, *Mycobacterium tuberculosis* is an infamous species. This is the organism that causes human tuberculosis. *Mycobacterium leprae* is the organism that causes leprosy.


The Nontuberculous mycobacteria (NTM) refers to all the species in the family of mycobacteria that may cause human disease, but do not cause tuberculosis (TB). Every year in the United States approximately two people per 100,000 population develop infections caused by these lesser-known "cousins" of TB and leprosy. In fact, for unknown reasons, data suggest that there may be rising numbers of cases in certain parts of the country.

The most common NTM's that require treatment are *M. avium*, *M. intracellulare*, *M. kansasii*, *M. abscessus*, *M. chelonae*, *M. fortuitum*, *M. terrae*, *M. xenopi* and *M. simiae*. Among the NTM, there are three species which predominantly involve the skin: *M. leprae*, *M. ulcerans*, and *M. marinum*.

 Like 4

More NTM Information

- [Overview](#)
- [History](#)
- [Causes](#)
- [Types](#)
- [Diagnosis](#)
- [Treatment](#)



APPOINTMENTS & QUESTIONS

[Request an Appt.](#)
[Refer a Patient](#)

1-877-CALL NJH
(877-225-5654)

CONNECT WITH US ONLINE



eNewsletters and More

NTM PROGRAM

The doctors at National Jewish Health are internationally recognized experts in the diagnosis and care of patients with NTM infections.

[Learn more.](#)

Thank You



- ...for watching
- Jerry Nick
- Rick Vasta and the technical crew
- Melissa Chin and Melissa Muller
- Genentech
- The CF Foundation